

# Digital Signage Displays

Product Catalogue 2017



**FASTSIGNS**<sup>®</sup>  
More than fast. More than signs.<sup>®</sup>



# Contents

Advertising Displays

**Android Advertising Displays 01**

**Android Freestanding Digital Posters 05**

**POS Android Advertising Displays 09**

**Outdoor Advertising Displays 13**

**Outdoor Freestanding Digital Posters 17**

Professional Monitors &  
Video Wall Displays

**Professional Monitors 21**

**High Brightness Monitors 25**

**LCD Video Wall Displays 29**

Touch Screens

**PCAP Touch Screens 33**

**Infrared Touch Screens 37**

**Infrared Freestanding Touch Screen Posters 41**

**Presentation Touch Display 45**

**Interactive Touch Display 49**

Media Players

**Standalone Android Media Player 53**

**Android Cloud Network Media Player 55**

**Android Cloud Network Media Player with Live Input 55**

Digital Signage Software

**Network CMS 57**




**Touch CMS 61**

## When it comes to Digital Signage; we've got you covered!

Using our industry expertise we are fully equipped to provide complete turnkey solutions; developing software to be used alongside the superior hardware that we supply. Thanks to this factor, as well as the huge diversity in the solutions that we offer, we are a one-stop-shop for all Digital Signage projects.

We have solutions to meet every commercial display need, from 10" POS displays to colossal 10x10 Video Walls; we cover an enormous range of screen sizes. We offer a huge variety of products, all designed for 24/7 usage, such as High Brightness Monitors, IR and PCAP Touch Screens, Tablet-Style Android Advertising Displays, IP Rated Outdoor Screens as well as a range of back end software solutions for all of them. We can provide simple, cost-effective solutions that anybody can use, regardless of your level of technical knowledge; ideal for SMEs. We can also provide more comprehensive solutions for larger corporate projects that allow you to control, monitor and update a network of screens all over the world through our online portal. We know how to get the balance just right so that we can provide cost-effective, stylish and robust solutions that are suitable for use in public spaces.

We offer a full 3 year warranty on all of our core ranges that are featured in this brochure and also provide lifetime technical support on every product that we sell. We understand that every Digital Signage project is different and that is why working with an experienced and reputable supplier is essential.



## Android Advertising Displays

### Plug and Play

Plug and Play is the easiest and most simple way to upload content to the screen. Simply load images and videos onto a USB stick, insert in the display, wait for your content to copy over and then remove. Your images and videos will now play in a continuous loop.

### Portrait/Landscape Orientation

The screen can be used in either a landscape or portrait orientation depending on your requirement.

### LED Backlight

Improves brightness and contrast as well as improving their lifespan and reducing their power consumption. Unlike other forms of light this technology is mercury free; making it even more eco-friendly. The panel and backlight have a lifespan in excess of 50,000 hours.

### Giant Tablet Styling

Designed to resemble a giant smartphone or tablet. The sleek and sexy look is achieved with a striking aluminium surround and stunning IPX1 rated edge-to-edge glass.

### Integrated Android Media Player

The integrated Android Media Player allows for super fast updates. If required you can also run third party Digital Signage software via the Android PC board.



### Network Upgrade (go to page 57 for more information)

The screen can be upgraded to become a network screen that unlocks a host of new features including online updates and multiple media zones.

### IPS Panel

With 450cd/m<sup>2</sup> the IPS panel shines brighter than any domestic television while delivering superior image quality and colour depth at 178° ultra wide viewing angle in both landscape and portrait orientations.

(Excludes 19" & 22" model)



### Connect Devices

If you want to use the screen as a monitor you can connect devices via HDMI and VGA.



### Lockable Door

Secure access to the AV ports and USB ports to prevent any unwanted updates.

### Commercial Grade

Designed for use in commercial applications this screen can run 24/7. There are no external buttons or controls to avoid tampering.



### Free Wall Mount

The screen comes with a super-slim wall mount that allows the screen to be securely mounted in either landscape or portrait orientation.



Plug and Play



24/7 Usage



Free Scheduling Software



Android Media Player



IPS Panel Technology



Free Wall Mount



LED Backlight



Eco Power Timer



AV Inputs



Landscape or Portrait Orientation





	Display Size	19 Inch	22 Inch	32 Inch	43 Inch	50 Inch	55 Inch	
<b>Panel</b>	Resolution	1920x1080						
	Display Area (mm)	408.6x229.6	478x269	699x394	942x525	1075.6x605.4	1211x682	
	Aspect Ratio	9:16						
	Brightness (cd/m <sup>2</sup> )	450						
	Colour	16.7M						
	Viewing Angle	178°						
	Contrast Ratio	5000:1						
	<b>Audio</b>	Speaker Type	5W, 8Ω (x2)					
<b>AV Inputs</b>	Video	HDMI, VGA						
	Audio	Audio Socket (3.5mm)						
<b>Power</b>	Power Consumption (W)	16	22	52	65	75	85	
	Input Voltage	AC110~240V (50Hz~60Hz)						
<b>Mechanical</b>	Unit Size (WxHxD mm)	501x322x36	590x383x50	814x504x63	1045x638x63	1199x736x44	1366x837x50.1	
	Package Size (WxHxD mm)	580x430x120	655x485x120	956x605x164	1175x775x165	1357x867x176	1525x1016x214	
	VESA Holes (mm)	100x100/150x100	100x100	400x200	400x400			
	Net Weight (kg)	5.9	8.5	13.1	22.8	28.05	47	
	Gross Weight (kg)	7.8	10.3	16.9	30.2	37	54	
<b>Environmental</b>	Operating Temperature	0°C to 50°C						
	Storage Temperature	-30°C to 60°C						
	Operating Humidity	10% to 80%						
	Storage Humidity	5% to 95%						
<b>Computer</b>	Internal Media Player	Media Formats	Video (MPG, AVI, MP4, RM, RMVB, TS), Audio (MP3, WMA), Image (JPG, GIF, BMP, PNG)					
		Media Resolution	1920x1080/1080x1920					
		Internal Memory	6GB					
		CPU	Duel-Core Cortex-A9 @1.6GHz					
		GPU	Mali-400 MP4 @400MHz					
		RAM	1GB DDR3					
		ROM	8GB NAND					
		USB	USB2.0 HOST (x2)					
		LAN	10/100M Ethernet (Network version screen only)					
		Wi-Fi	802.11b/g/n (Network version screen only)					
OS	Android 4.2.2							
Graphic Engine	OpenGL ES 1.1/2.0, OpenVG 1.1							
<b>Accessories</b>	Included	Wall Mount, Scheduling Software, Remote Control, Key, User Manual						
	Optional	Network Upgrade, Touch Screen Upgrade, Special Wall Mount, Floor Stand/Trolley, Ceiling Mount, Table Stand						




### Plug and Play

These displays have their own built in HD Android media player and require no additional hardware or software. Load your pictures and videos onto a USB stick, open the screen's locker door and insert the USB stick, this copies the files to the screen's internal memory. Once you remove the USB stick your pictures and videos will play in a continuous loop. It couldn't be simpler to get your content onto the screen.



### Free Scheduling Software

For more complicated requirements you can use the free scheduling software to update the screen. This software allows you to display different content at certain times of the day, for example a restaurant could display breakfast menus in the morning, lunch menus in the afternoon and dinner menus in the evening. You can also set image duration and transition effects using this software.




### IPS Panel

Accurately displays an image's quality and colour depth at a 178° ultra wide viewing angle. From bright sunlight to the most challenging lighting environments these displays are designed to reproduce and maintain the ultimate colour temperature for lifelike images. The panel is also optimised for mounting in either landscape or portrait orientation.



### 24/7 Commercial Use

A commercial grade panel, with a lifespan in excess of 50,000 hours, and high quality components ensure that this display can be in constant use 24/7. Tablet-like styling is achieved thanks to their tempered glass front and robust steel enclosure, framed in an unpainted aluminium surround, unlike cheap imitations.



## Android Freestanding Digital Posters

### Plug and Play

Plug and Play is the easiest and most simple way to upload content to the screen. Simply load images and videos onto a USB stick, insert in the display. Wait for your content to copy over and then remove. Your images and videos will now play in a continuous loop.

### Internal Locker

If you want to use the screen as a monitor you can connect external devices via HDMI and VGA and keep the devices in the discrete internal locker.



### Free Integrated Castors

Designed with discreet retractable castors for easy manoeuvrability; once the screen is in position the wheels can be retracted.

### Commercial Grade

Designed for use in commercial applications this screen can run 24/7. There are no external buttons or controls to avoid tampering.



### Network Upgrade (go to page 57 for more information)

The screen can be upgraded to become a network screen that unlocks a host of new features including online updates and multiple media zones.

### IPS Panel

With 450cd/m<sup>2</sup> the IPS panel shines brighter than any domestic television while delivering superior image quality and colour depth at 178° ultra wide viewing angle in portrait orientation.



### Giant Tablet Styling

Designed to resemble a giant smartphone or tablet. The sleek and sexy look is achieved with a striking aluminium surround and stunning IPX1 rated edge-to-edge glass.



### Integrated Android Media Player



The integrated Android Media Player allows for super fast updates. If required you can also run third party Digital Signage software via the Android PC board.

### LED Backlight

Improves brightness and contrast as well as improving their lifespan and reducing their power consumption. Unlike other forms of light this technology is mercury free; making it even more eco-friendly. The panel and backlight have a lifespan in excess of 50,000 hours.



Plug and Play



24/7 Usage



Free Scheduling Software



Android Media Player



IPS Panel Technology



Free Integrated Castors



LED Backlight



Eco Power Timer



AV Inputs




Integrated Speakers





		50 Inch	55 Inch
<b>Panel</b>	Display Size		
	Resolution	1080x1920	
	Display Area (mm)	618.4x1097.8	682x1211
	Aspect Ratio	16:9	
	Brightness (cd/m <sup>2</sup> )	450	
	Colour	16.7M	
	Viewing Angle	178°	
<b>Audio</b>	Contrast Ratio	4000:1	
	Speaker Type	6W, 8Ω (x2)	
<b>AV Inputs</b>	Video	HDMI, VGA	
	Audio	Audio Socket (3.5mm)	
<b>Power</b>	Power Consumption (W)	100	450
	Input Voltage	AC110~240V (50Hz~60Hz)	
<b>Mechanical</b>	Unit Size (WxHxD mm)	747x1850x50	840x1960x80
	Package Size (WxHxD mm)	850x2000x565	990x2100x570
	Net Weight (kg)	72	120
	Gross Weight (kg)	82	125
<b>Environmental</b>	Operating Temperature	0 °C to 50 °C	
	Storage Temperature	-30°C to 60°C	
	Operating Humidity	10% to 80%	
	Storage Humidity	5% to 95%	
<b>Computer</b>	Internal Media Player	Media Formats	Video (MPG, AVI, MP4, RM, RMVB, TS), Audio (MP3, WMA), Image (JPG, GIF, BMP, PNG)
		Media Resolution	1080x1920
		Internal Memory	6GB
		CPU	Dual-Core Cortex-A9 @1.6GHz
		GPU	Mali-400 MP4 @400MHz
		RAM	1GB DDR3
		ROM	8GB NAND
		USB	USB2.0 HOST (x2)
		LAN	10/100M Ethernet (Network version screen only)
		Wi-Fi	802.11b/g/n (Network version screen only)
		OS	Android 4.2.2
Graphic Engine	OpenGL ES 1.1/2.0, OpenVG 1.1		
<b>Accessories</b>	Included	Scheduling Software, Remote Control, Key, User Manual	
	Optional	Network Upgrade, Touch Screen Upgrade	



### Plug and Play

These displays have their own built in HD Android media player and require no additional hardware or software. Load your pictures and videos onto a USB stick, open the screen's locker door and insert the USB stick, this copies the files to the screen's internal memory. Once you remove the USB stick your pictures and videos will play in a continuous loop. It couldn't be simpler to get your content onto the screen.

### Free Scheduling Software

For more complicated requirements you can use the free scheduling software to update the screen. This software allows you to display different content at certain times of the day, for example a restaurant could display breakfast menus in the morning, lunch menus in the afternoon and dinner menus in the evening. You can also set image duration and transition effects using this software.

### IPS Panel

Accurately displays an image's quality and colour depth at a 178° ultra wide viewing angle. From bright sunlight to the most challenging lighting environments these displays are designed to reproduce and maintain the ultimate colour temperature for lifelike images. The panel is also optimised for mounting in either landscape or portrait orientation.

### 24/7 Commercial Use

A commercial grade panel, with a lifespan in excess of 50,000 hours, and high quality components ensure that this display can be in constant use 24/7. Tablet-like styling is achieved thanks to their tempered glass front and robust steel enclosure, framed in an unpainted aluminium surround, unlike cheap imitations.



## POS Android Advertising Displays

### Plug and Play

Plug and Play is the easiest and most simple way to upload content to the screen. Simply load images and videos onto a USB stick, insert in the display. Wait for your content to copy over and then remove. Your images and videos will now play in a continuous loop.

### Integrated Android Media Player

The integrated Android Media Player allows for super fast updates. If required you can also run third party Digital Signage software via the Android PC board.



### Commercial Grade

Designed for use in commercial applications this screen can run 24/7. There are no external buttons or controls to avoid tampering.

### RS-232 Control

Control, scale and customise your display over long and short distances using RS-232.

### Integrated Mounting Solution

The rear of the display includes an integrated and secure screw based mounting solution.



### Network Upgrade (go to page 57 for more information)

The screen can be upgraded to become a network screen that unlocks a host of new features including online updates and multiple media zones.



### Touch Screen Upgrade (go to page 61 for more information)

The screen can be upgraded to become a ten point PCAP Touch Screen that unlocks a host of new features including buttons and multiple playlists.



### Power over Ethernet

Power the screen using an Ethernet cable or the power cable provided.

### LED Backlight

Improves brightness and contrast as well as improving their lifespan and reducing their power consumption. Unlike other forms of light this technology is mercury free; making it even more eco-friendly. The panel and backlight have a lifespan in excess of 50,000 hours.

### Monitor Version

If you would like to run the screen from an external source. A separate monitor POS screen is available with a HDMI port

### Portrait/Landscape Orientation

The screen can be used in either a landscape or portrait orientation depending on your requirement.



Plug and Play



24/7 Usage



Free Scheduling Software



RS-232 Control



Android Media Player



Power over Ethernet (PoE)



LED Backlight



Eco Power Timer



Landscape or Portrait Orientation



Touch Screen Upgrade





		10 Inch	
<b>Panel</b>	<b>Display Size</b>		
	Resolution	1280x800	
	Display Area (mm)	217.95x136.65	
	Aspect Ratio	16:10	
	Brightness (cd/m <sup>2</sup> )	450	
	Colour	16.7M	
	Colour Depth	10 Bit	
<b>Audio</b>	Viewing Angle	178°	
	Speaker Type	1.5W, 8Ω	
<b>Power</b>	Power Consumption (W)	18	
	Input Voltage	AC110~240V (50Hz~60Hz)	
	PoE Mode	24V Passive	
<b>Mechanical</b>	Unit Size (WxHxD mm)	239.9x169.2x26.8	
	VESA Holes (mm)	50x50	
	Package Size (WxHxD mm)	333x278x75	
	Net Weight (kg)	1.5	
	Gross Weight (kg)	2.2	
<b>Computer</b>	Working Temperature	0 °C to 50 °C	
	Internal Media Player	Media Formats	Video (MPG, AVI, MP4, RM, RMVB, TS), Audio (MP3, WMA), Image (JPG, GIF, BMP, PNG)
		Media Resolution	1920x1080/1080x1920
		Internal Memory	6GB
		CPU	Quad-Core Cortex-A7, up to 1.3GHz (RK3126)
		GPU	ARM Mali-400MP2
		RAM	1GB DDR3
		ROM	6GB NAND
		USB	USB2.0 HOST x1
		Wi-Fi	802.11b/g/n
OS		Android 5.0.2	
Graphic Engine	OpenGL ES 1.1/2.0		
<b>Accessories</b>	Optional	Cloud Network Software, PCAP Touch Screen Upgrade	



### Easy Updates

Updating the display is easy. It is done by loading your images and videos onto a USB stick, simply plug the USB into the display, let the media files copy and then remove the stick. No additional hardware or cables are needed. You can also upgrade your display to be networked so you can remotely update your screen via LAN or Wi-Fi via our cloud based CMS.



### Power Over Ethernet

Your screen can either be powered using the power cable provided or by using an Ethernet cable. This makes the display extremely flexible, allowing you to supply power to the screen using the more convenient of the two methods.



### RS-232 Control

Once your screen is connected via RS-232 you can control, scale and customise your display remotely over short and long distances.



### PCAP Touch Screen Upgrade

You can upgrade your display to be a PCAP Touch Screen to increase audience engagement. Your customers can interact with the display to explore a product range or even fill out data capture forms. Adding touch capabilities can really add another dimension to your advertising.





## Outdoor Advertising Displays

### Ultra High Brightness Panel

2,500cd/m<sup>2</sup> makes sure this display will always be seen whatever the weather. Over 8 times brighter than that of a standard domestic television to improve the displays image clarity in an outdoor environment.

### Easy Updates

Update the screen via the simple 'plug and play' USB method. You can control the screen from anywhere in the world by upgrading to a Network version.



### Lockable Wall Mount

The screen comes with a wall mount that allows the screen to be securely mounted in either landscape or portrait orientation.

### Weather Proof

An IP65 Rating means the display is able to withstand all weather conditions; wet and dry and also features waterproof over molded AV connectors.



### Ambient Light Sensor

The display has a light sensor that changes the screens brightness depending on the ambient light ensuring the most suitable brightness at any time.



### Network Upgrade (go to page 57 for more information)

The screen can be upgraded to become a network screen that unlocks a host of new features including online updates and multiple media zones.



### Touch Screen Upgrade (go to page 61 for more information)

The screen can be upgraded to become a ten point PCAP Touch Screen that unlocks a host of new features including buttons and multiple playlists.

### Modifications

The screens can be upgraded in various ways including the addition a camera or a 3G module.

### Sturdy Enclosure

Made from mild steel, the enclosure is strong enough to protect the displays components from outside harm such as vandals.

### Anti Reflective Glass

Diffuses direct sunlight making the display easily readable in bright weather conditions.

### Dust Tight

The screen has the highest intrusion protection rating of IP65, meaning it is virtually impossible for dust to enter the enclosure.

### Toughened Glass

Thermally toughened glass protects the screens internal components and adds an extra layer of security against vandals.



Sunlight Readable



24/7 Usage



Android Media Player



Landscape or Portrait Orientation



Weather Proof



Vandal Proof



Free Wall Mount



Integrated Temperature Control



Steel Enclosure



Touch Screen Upgrade



	Display Size	22 Inch	32 Inch	42 Inch	49 Inch	55 inch	65 Inch
Panel	Resolution	1080x1920					
	Pixel Pitch	0.2537x 0.2537	0.36375x0.363750	0.1615x0.4845	0.565x0.565	0.21x0.63	0.744 x 0.744
	Display Area (mm)	270x477	396x702	526x934	603x1073	686x1215	803.5x1428.5
	Aspect Ratio	16:9					
	Brightness (cd/m <sup>2</sup> )	2,500					
	Colour	16.7 M					
	Viewing Angle	178°					
	Contrast Ratio	8000:1					
AV Inputs	Video	HDMI, VGA					
Power	Power Consumption (W)	130	190	250	300	430	550
	Input Voltage	AC110~240V (50Hz~60Hz)					
Mechanical	Unit Size (WxHxD mm)	270x477	515x1040x110	670x1410x120	746x1500x140	817x1638x140	990x1910x140
	VESA Holes (mm)	350x250	400x300	400x400/400x800	500x400/500x800	600x400/600x800	700x400/700x800
	Net Weight (kg)	20.05	35	52	74	76.5	95
	Operating Temperature:	-20 °C to 50 °C					
Environmental	Operating Humidity:	10% - 80%					
	Storage Temperature:	-30°C - 60°C					
	Storage Humidity:	5% - 90%					
	Enclosure Protection	IP65					
Computer	Media Formats	Video (MPG, AVI, MP4, RM, RMVB, TS), Audio (MP3, WMA), Image (JPG, GIF, BMP, PNG)					
	Media Resolution	1080x1920					
	Internal Memory	6GB					
	CPU	Duel-Core Cortex-A9 @1.6GHz					
	GPU	Mali-400 MP4 @400MHz					
	RAM	1GB DDR3					
	ROM	8GB NAND					
	USB	USB2.0 HOST (x2)					
	LAN	10/100M Ethernet (Network version screen only)					
	Wi-Fi	802.11b/g/n (Network version screen only)					
	OS	Android 4.2.2					
Graphic Engine	OpenGL ES 1.1/2.0, OpenVG 1.1						
Special	Images, Videos, Audio, Scrolling Text Message, On/Off Timer, On Screen Clock, Media Rotation						
Accessories	Included	AC Power Cable, Remote Control, User Manual					
	Optional	Touch Screen Upgrade, Network Upgrade, Camera					




### Sunlight Readable

Brightness is paramount when using outdoor screens, these displays use commercial grade Ultra High Brightness panels (2,500 cd/m<sup>2</sup>); more than 8 times brighter than a standard home TV to allow easy readability in direct sunlight. The display also has an ambient light sensor that will alter the screens brightness based on the displays surrounding light levels. This leaves the screen with the best clarity while also conserving energy.




### Outdoor Enclosure

Designed with robust, corrosion protected, casing to protect against the elements and the public. With an IP65 rating, it keeps out all airborne particles as well as being protected from any wet weather conditions and also feature waterproof over molded AV connectors. The enclosures are made from mild steel and have thermally toughened glass.



### Temperature Control

The internal air-conditioning system allows the screens to be in constant use in an outdoor environment. Internal fans keep the panel and other internal components at the optimum working temperature; ensuring a long and reliable life for your display.





## Outdoor Freestanding Digital Posters

### Ultra High Brightness Panel

2,500cd/m<sup>2</sup> makes sure this display will always be seen whatever the weather. Over 8 times brighter than that of a standard domestic television to improve the displays image clarity in an outdoor environment.

### Easy Maintenance

The screen is designed to allow for easy and quick access using hydraulic cylinders when maintenance is required while still being secure.



### Easy Updates

Update the screen via the simple 'plug and play' USB method. You can control the screen from anywhere in the world by upgrading to a Network version.

### Weather Proof

An IP65 Rating means the display is able to withstand all weather conditions; wet and dry and also features waterproof over molded AV connectors.

### Internal Locker

If you want to use the screen as a monitor you can connect external devices via HDMI and VGA and keep the devices in the discrete internal locker.

### Advanced Temperature Control

Designed to run 24/7 in constant use the display has an advanced temperature control system to keep it running at the optimum temperature no matter the environment.

### Removable Base

If desired the base can be removed before installation for a more streamline appearance.



### Ambient Light Sensor

The display has a light sensor that changes the screens brightness depending on the ambient light ensuring the most suitable brightness at any time.



### Network Upgrade (go to page 57 for more information)

The screen can be upgraded to become a network screen that unlocks a host of new features including online updates and multiple media zones.



### Touch Screen Upgrade (go to page 61 for more information)

The screen can be upgraded to become a ten point PCAP Touch Screen that unlocks a host of new features including buttons and multiple playlists.

### Modifications

The screens can be upgraded in various ways including the addition a camera or a 3G module.

### Sturdy Enclosure

Made from mild steel, the enclosure is strong enough to protect the displays components from outside harm such as vandals.

### Anti Reflective Glass

Diffuses direct sunlight making the display easily readable in bright weather conditions.

### Dust Tight

The screen has the highest intrusion protection rating of IP65, meaning it is virtually impossible for dust to enter the enclosure.

### Toughened Glass

Thermally toughened glass protects the screens internal components and adds an extra layer of security against vandals.



Sunlight Readable



24/7 Usage



Android Media Player



Landscape or Portrait Orientation



Weather Proof



Vandal Proof



Free Wall Mount



Integrated Temperature Control



Steel Enclosure



Touch Screen Upgrade



	Display Size	49 Inch	55 Inch
Panel	Resolution	1080x1920	
	Pixel Pitch	0.5592x0.5592	0.21x0.63
	Display Area (mm)	604x1073	686x1215
	Aspect Ratio	9:16	
	Brightness (cd/m <sup>2</sup> )	2,500	
	Colour	1.06 Billion	1.073 G
	Viewing Angle	178°	
	Contrast Ratio	8000:1	
AV Inputs	Video	HDMI, VGA	
Power	Power Consumption (W)	530	580
	Input Voltage	AC110~240V (50Hz~60Hz)	
Mechanical	Unit Size (WxHxD mm)	870x1940x180	960x2020x200
	Net Weight (kg)	120	200
Environmental	Operating Temperature:	-20 °C to 50 °C	
	Operating Humidity:	10% - 80%	
	Storage Temperature:	-30°C - 60°C	
	Storage Humidity:	5% - 90%	
Enclosure Protection	IP65		
Feature	Media Formats	Video (MPG, AVI, MP4, RM, RMVB, TS), Audio (MP3, WMA), Image (JPG, GIF, BMP, PNG)	
	Media Resolution	1080x1920	
	Internal Memory	6GB	
	CPU	Duel-Core Cortex-A9 @1.6GHz	
	GPU	Mali-400 MP4 @400MHz	
	RAM	1GB DDR3	
	ROM	8GB NAND	
	USB	USB2.0 HOST (x2)	
	LAN	10/100M Ethernet (Network version screen only)	
	Wi-Fi	802.11b/g/n (Network version screen only)	
	OS	Android 4.2.2	
Graphic Engine	OpenGL ES 1.1/2.0, OpenVG 1.1		
Special	Images, Videos, Audio, Scrolling Text Message, On/Off Timer, On Screen Clock, Media Rotation		
Accessories	Included	AC Power Cable, Remote Control	
	Optional	Touch Screen Upgrade, Network Upgrade, Camera	



### Sunlight Readable

Brightness is paramount when using outdoor screens, these displays use commercial grade Ultra High Brightness panels (2,500 cd/m<sup>2</sup>); more than 8 times brighter than a standard home TV to allow easy readability in direct sunlight. The display also has an ambient light sensor that will alter the screens brightness based on the displays surrounding light levels. This leaves the screen with the best clarity while also conserving energy.



### Outdoor Enclosure

Designed with robust, corrosion protected, casing to protect against the elements and the public. With an IP65 rating, it keeps out all airborne particles as well as being protected from any wet weather conditions and also feature waterproof over molded AV connectors. The enclosures are made from mild steel and have thermally toughened glass.



### Temperature Control

The internal air-conditioning system allows the screens to be in constant use in an outdoor environment. Internal fans keep the panel and other internal components at the optimum working temperature; ensuring a long and reliable life for your display.





## Professional Monitors

### Plug and Play

Plug and Play is the easiest and most simple way to upload content to the screen. Simply load images and videos onto a USB stick and insert in the display. Your images and videos will now play in a continuous loop.

### Narrow Bezel\*

A narrow bezel helps draw attention to the screens images and not the display for maximum impact messaging. Thanks to the narrow bezel these monitors can also be used as part of a budget friendly video wall.

### Commercial Grade

Designed for use in commercial applications this screen can run 24/7. There are no external buttons or controls to avoid tampering.

### IR Extension\*

As well as having a standard infrared remote control sensor there is also a free infrared remote control sensor extension included for easier kiosk integration.

### IPS Panel\*

With 450cd/m<sup>2</sup> the IPS panel shines brighter than any domestic television while delivering superior image quality and colour depth at 178° ultra wide viewing angle in both landscape and portrait orientations.



### BNC Connection\*

Ideal for CCTV monitor applications our monitors have a BNC input for AV connections. The monitor is able to display video direct from CCTV cameras or from a Digital Video Recorder.



### Network Upgrade+ (go to page 57 for more information)

The screen can be upgraded to become a network screen that unlocks a host of new features including online updates and multiple media zones.

### Connect Devices

If you want to use the screen as a monitor you can connect devices via HDMI and VGA.

### Portrait/Landscape Orientation

The screen can be used in either a landscape or portrait orientation depending on your requirement.

### LED Backlight

Improves brightness and contrast as well as improving their lifespan and reducing their power consumption. Unlike other forms of light this technology is mercury free; making it even more eco-friendly. The panel and backlight have a lifespan in excess of 50,000 hours.

### Built-in Video Matrix Processor\*

These displays can be used individually or as part of a tiled video wall. As a video wall, the units can tile the video signal automatically thanks to their built-in video matrix processor. This means the video wall can have any configuration without any additional hardware.

\* Smaller Professional Monitors 32"-55" only  
† 65" & 70" Professional Monitors only



Plug and Play



24/7 Usage



AV Inputs



RS-232 Control



IPS Panel Technology



Integrated Temperature Control



Integrated Speakers



Eco Power Timer



LED Backlight



Landscape or Portrait Orientation



	Display Size	32 Inch	43 Inch	50 Inch	55 Inch
<b>Panel</b>	Resolution	1920x1080			
	Display Area (mm)	698.4x392.9	941.2x529.42	1073.78x604	1214.2x685
	Bezel Size	Top/left/right: 12.5, Bottom: 17.5		Top/left/right: 11.2, Bottom: 17.3	
	Pixel Pitch	0.369x0.369	0.49x0.49	0.55926x 0.55926	0.6342x0.6342
	Aspect Ratio	16:9			
	Brightness (cd/m <sup>2</sup> )	450			
	Colour	16.7M			
	Viewing Angle	178°			
<b>Audio</b>	Speaker Type	2x2W, 4Ω			
	<b>AV Inputs</b>	Video HDMI, VGA, Audio Socket (3.5mm), BNC (AV)			
<b>Power</b>	Power Consumption (W)	38	45	55	65
	Input Voltage	AC110~240V(50Hz~60Hz)			
<b>Mechanical</b>	Unit Size (WxHxD mm)	723.4x422.9x68	963.6x557.9x59.8	1096.16x632.5x59.3	1232x708.9.1x57.5
	VESA Holes (mm)	500x200			
	Net Weight (kg)	8	14	19	23.2
	Gross Weight (kg)	10	18.5	24	30
<b>Media Player</b>	Media Formats	Video (MPG, AVI, MP4), Audio (MP3, WMA), Image (JPG, BMP, PNG)			
<b>Environmental</b>	Operating Temperature	0°C to 50°C			
<b>Accessories</b>	Included	Remote Control, User Manual, Power Lead			




### Plug and Play

As well as having a range of AV inputs, our monitors have a built-in HD media player allowing you to run content directly from a USB drive. Load your pictures and videos onto a USB memory stick then insert it into the display, the screen will then start playing the pictures and videos in a continuous loop. (65" and 70" monitors have an integrated Android Media Player that gives you faster processing times, a larger internal memory and are easily network upgradable).



### 24/7 Commercial Use

A commercial grade panel, with a lifespan in excess of 50,000 hours, and high quality components ensure that this display can be in constant use 24/7.



### IPS Panel (Smaller Professional Monitors only)

Accurately displays an image's quality and colour depth at a 178° ultra wide viewing angle. From bright sunlight to the most challenging lighting environments these displays are designed to reproduce and maintain the ultimate colour temperature for lifelike images. The panel is also optimised for mounting in either landscape or portrait orientation.

	Display Size	65 Inch	70 Inch	84 Inch
<b>Panel</b>	Resolution	1920x1080		3840x2160
	Display Area (mm)	1432.5x807	1549.44x871.56	1863.5x1049.63
	Pixel Pitch	0.744x0.744	0.807x0.807	0.970x0.970
	Aspect Ratio	16:9		
	Brightness (cd/m <sup>2</sup> )	450		
	Colour	16.7M		
	Viewing Angle	178°		
	Contrast Ratio	5000:1	4000:1	2000:1
<b>Audio</b>	Speaker Type	2x2W, 4Ω		
<b>AV Inputs</b>	Video	HDMI, VGA, Audio Socket (3.5mm)		HDMI (1080p), HDMI (4K), VGA, DVI, AV1, AV2, YPbPr, RGB/HV, Audio Socket (3.5mm)
<b>Power</b>	Power Consumption (W)	280	350	420
	Input Voltage	AC110~240V(50Hz~60Hz)		
<b>Mechanical</b>	Unit Size (WxHxD mm)	1468.5x843x91.21	1612x934x83.1	1915x1107x93
	Package Size (WxHxD mm)	1650x1030x340	1800x1110x340	2140x1450x450
	VESA Holes (mm)	600x400		
	Net Weight (kg)	57	63.2	83.5
Gross Weight (kg)	66.1	68	175.5	
<b>Environmental</b>	Operating Temperature	0°C to 50°C		
<b>Computer</b>	Internal Media Player	Media Formats	Video (MPG, AVI, MP4, RM, RMVB, TS), Audio (MP3, WMA), Image (JPG, GIF, BMP, PNG)	
		Media Resolution	1080x1920	
		Internal Memory	6GB	
		CPU	Duel-Core Cortex-A9 @1.6GHz	
		GPU	Mali-400 MP4 @400MHz	
		RAM	1GB DDR3	
		ROM	8GB NAND	
		USB	USB2.0 HOST (x2)	
		LAN	10/100M Ethernet (Network version screen only)	
		Wi-Fi	802.11b/g/n (Network version screen only)	
OS	Android 4.2.2			
Graphic Engine	OpenGL ES 1.1/2.0, OpenVG 1.1			
<b>Accessories</b>	Included	Remote Control, User Manual, Power Lead		
	Optional	Network Upgrade		



## High Brightness Monitors

### High Brightness Panel

1,500cd/m<sup>2</sup> makes sure this display will always be seen whatever the weather. Over 5 times brighter than that of a standard domestic television to improve the displays image clarity. (47" is 2000cd/m<sup>2</sup>)

### Plug and Play

Plug and Play is the easiest and most simple way to upload content to the screen. Simply load images and videos onto a USB stick, insert in the display, wait for your content to copy over and then remove. Your images and videos will now play in a continuous loop.

### Portrait/Landscape Orientation

The screen can be used in either a landscape or portrait orientation depending on your requirement.

### Commercial Grade

Designed for use in commercial applications this screen can run 24/7. There are no external buttons or controls to avoid tampering.

### Integrated Android Media Player

The integrated Android Media Player allows for super fast updates. If required you can also run third party Digital Signage software via the Android PC board.



### Network Upgrade (go to page 57 for more information)

The screen can be upgraded to become a network screen that unlocks a host of new features including online updates and multiple media zones.

### Advanced Temperature Control

Designed to run 24/7 in constant use the display has an advanced temperature control system to keep it running at the optimum temperature no matter the environment.

### LED Backlight

Improves brightness and contrast as well as improving their lifespan and reducing their power consumption. Unlike other forms of light this technology is mercury free; making it even more eco-friendly. The panel and backlight have a lifespan in excess of 50,000 hours.

### Connect Devices

If you want to use the screen as a monitor you can Connect devices via HDMI and VGA.



### RS-232 Control

Once your screens are connected via RS-232 you can control, scale and customise all of your displays remotely over short and long distances.



Sunlight Readable



24/7 Usage



LED Backlight



Landscape or Portrait Orientation



Plug and Play



Integrated Temperature Control



RS-232 Control



Eco Power Timer



Android Media Player



AV Inputs



	Display Size	32 Inch	42 Inch	47 Inch	55 Inch	65 Inch	
<b>Panel</b>	Resolution	1920x1080					
	Display Area (mm)	698.4x392.85	920.6x516.6	1044x589	1210.8x683	1429.9x805	
	Aspect Ratio	16:9					
	Brightness (cd/m <sup>2</sup> )	1,500		2000	1,500		
	Colour	16.7M					
	Viewing Angle	178°					
	Contrast Ratio	4000:1	3000:1	5000:1			
<b>Audio</b>	Speaker Type	2W, 5Ω (x2)					
<b>AV Inputs</b>	Video	HDMI, VGA					
	Audio	Audio Socket (3.5mm)					
<b>Power</b>	Power Consumption (W)	180	230	300	340	420	
	Input Voltage	AC110~240V (50Hz~60Hz)					
<b>Mechanical</b>	Unit Size (WxHxD mm)	762x458x78.5	986.6x579.6x78.5	1103.2x647.6x112	1275.6x746.4x101.8	1478.2x854.2x117	
	VESA Holes (mm)	400x200	400x400	600x400	400x400/400x500	600x400	
<b>Environmental</b>	Operating Temperature	0°C to 50°C					
	Storage Temperature	-30°C to 60°C					
	Operating Humidity	10% to 80%					
	Storage Humidity	5% to 95%					
<b>Computer</b>	Internal Media Player	Media Formats	Video (MPG, AVI, MP4, RM, RMVB, TS), Audio (MP3, WMA), Image (JPG, GIF, BMP, PNG)				
		Media Resolution	1920x1080/1080x1920				
		Internal Memory	6GB				
		CPU	Duel-Core Cortex-A9 @1.6GHz				
		GPU	Mali-400 MP4 @400MHz				
		RAM	1GB DDR3				
		ROM	8GB NAND				
		USB	USB2.0 HOST (x2)				
		LAN	10/100M Ethernet (Network version screen only)				
		Wi-Fi	802.11b/g/n (Network version screen only)				
		OS	Android 4.2.2				
		Graphic Engine	OpenGL ES 1.1/2.0, OpenVG 1.1				
<b>Accessories</b>	Included	Scheduling Software, Remote Control, User Manual					
	Optional	Network Upgrade, Wall Mount, Floor Stand/Trolley, Ceiling Mount, Table Stand					



### Sunlight Readable

Brightness is paramount when using outward facing screens, these displays use commercial grade Ultra High Brightness panels (1,500 cd/m<sup>2</sup>); more than 5 times brighter than a standard home TV to allow easy readability in direct sunlight.

### Plug and Play

The High Brightness Professional Monitors come with a built in HD Android media player, allowing you to update them using a USB memory stick. Load your pictures and videos onto a USB memory stick then insert it into the display, which will copy the files into its internal flash memory. Once you remove the memory stick the screen will then start playing the pictures and videos in a continuous loop. They can also be updated remotely by upgrading your screen to be networked.

### Temperature Control

The internal air-conditioning system allows the screens to be in constant use in an outward facing window. Internal fans keep their panels and other internal components at the optimum working temperature; ensuring a long and reliable life for your screens.





## LCD Video Wall Displays



### Network Upgrade (go to page 57 for more information)

The screen can be upgraded to become a network screen that unlocks a host of new features including online updates and multiple media zones.

### Multiple Configurations

These displays can be used to create Video Walls of any configuration, for example 2x2, 3x3, 1x4, 5x3 etc. Whatever your configuration requirements these displays can support them, even if you want a portrait Video Wall.

### Super Narrow Bezel

Virtually seamless appearance with a bezel of just 3.5mm screen to screen.

### Commercial Grade

Designed for use in commercial applications, Video Walls can run 24/7.

### Advanced Temperature Control

Designed to run 24/7 in constant use each panel has an advanced temperature control system to keep it running at the optimum temperature no matter the environment.

### IPS Panels

Superior image quality and colour depth at 178° ultra wide viewing angle in both landscape and portrait orientations and with no blackening defect.



### Portrait/Landscape Orientation

The Video Wall panels can be used in either a landscape or portrait orientation depending on your requirement.



### Automatic Tiling

With an integrated video matrix processor, no additional hardware is required to get your Video Wall display to tile to any configuration.

### Environmentally Friendly Power Timer

Allows for a reduced power usage in those hours that the displays are not required. Set daily or weekly On/Off times for your displays.

### Connectivity

You can run the Video Wall display from your PC or Media Players as they have a powerful interface that supports a wide range of audio and video inputs, such as HDMI, VGA, DVI, RGB/HV, Composite Video, and YPbPr.



Super Narrow Bezel



Multiple configurations



Automatic Tiling Function



LED backlight



IPS Panel Technology



24/7 Usage



Landscape or Portrait Orientation



Integrated Temperature Control



AV Inputs




178° Super Wide Viewing Angle





	Display Size	49 Inch	55 Inch
<b>Panel</b>	Resolution	1920x1080	
	Bezel Size	Bottom/right: 2.34, Top/left: 1.16	Bottom/right: 1.2, Top/left: 2.3
	Active Area (HxW mm)	1074x600.8	1209.9x680.7
	Aspect Ratio	16:9	
	Brightness (cd/m <sup>2</sup> )	500	
	Colour	16.7M	
	Colour Temperature	10000K	
	Viewing Angle	178°	
	Contrast Ratio	4000:1	
	Backlight Life	50000 hours	
<b>AV Inputs/Outputs</b>	Video	HDMI, DVI, VGA, RGB/HV (BNC), Video1 IN (BNC), Video2 IN (BNC), Video1 OUT (BNC)	
	Audio	Audio in, Audio out	
<b>Power</b>	Power Consumption (W)	155	160
	Input Voltage	100V ~ 240V(50/60Hz)	
	Power Management	VESA DPMS	
<b>Mechanical</b>	Unit Size (WxHxD mm)	1077.5x604.3x113.8	1213.4x684.2x117.9
	Net Weight (Kg)	25	31.5
	Gross Weight (Kg)	33.3	40.6
	Package Size	1258x858x285	1390x916x303
<b>Environmental</b>	Working Temperature	0-50°C	
	Operating Humidity	10-90%	
	Working Pressure	800-1114 hPa (Altitude:0-2,000m)	
<b>Accessories</b>	Included	Remote control, AC Power Cable, User Manual, VGA/HDMI Cable, OSD Control Box	



### Super Narrow Bezel

Achieve a sensational virtually seamless Video Wall thanks to our Video Wall panels that have a total bezel size of just 3.5mm. This allows your content to take center stage and provides a visual experience to remember for anyone who sees the display.



### Automatic Tiling

Our Video Walls Displays offer the ultimate in versatility. With a hassle free setup it is easy for our Video Wall Displays to tile the video signal automatically thanks to their integrated video matrix processor. This means that no additional matrix processing hardware is required; regardless of the configuration of your Video Wall.



### IPS Panel

State of the art commercial grade IPS panels give our Video Walls superior colour uniformity, a large viewing angle and remarkably vibrancy, even when mounted in portrait. Also these panels do not suffer from blackening defect when used as a window display.





## PCAP Touch Screens

### 10-Point PCAP Touch Technology

Using the most responsive and sensitive commercial touch technology available. Not affected by dust or debris on the screen surface.

### IPS Panel

With 450cd/m<sup>2</sup> the IPS panel shines brighter than any domestic television while delivering superior image quality and colour depth at 178° ultra wide viewing angle in both landscape and portrait orientations.

(Excludes 22" model)

### Built in Wi-Fi

As well as having an Ethernet port you can wirelessly connect to the internet thanks to the built in Wi-Fi.

### Connectivity

If you don't want to use the screen's integrated PC you can attach your own device, such as a media player or high performance PC, using the HDMI or VGA inputs.

### USB Ports

Attach third party peripherals to the internal PC via the screens two USB ports.

### Dual OS

The integrated PC has both Windows and Android operating systems installed. Seamlessly switch between the two for the most versatile Touch Screen solution on the market.



### Touch CMS (go to page 61 for more information)

Our ground breaking new Touch Cloud Management System that puts you in control as you create, deploy and touch your very own content on screen. Create your custom layouts with our user friendly software that requires no knowledge of coding to use. Deploy the content from your PC direct to screen in a matter of seconds. Now all that is left to do is touch as you let your content do the talking.

### LED Backlight

Improves brightness and contrast as well as improving their lifespan and reducing their power consumption. Unlike other forms of light this technology is mercury free; making it even more eco-friendly. The panel and backlight have a lifespan in excess of 50,000 hours.

### Audio

The screen has two integrated speakers but also has an audio out port for connecting headphones or external speakers.

### Portrait/Landscape Orientation

The screen can be used in either a landscape or portrait orientation depending on your requirement.



### Commercial Grade

Designed for use in commercial applications this screen can run 24/7. There are no external buttons or controls to avoid tampering.

### Giant Tablet Styling

Designed to resemble a giant smart phone or tablet. The sleek and sexy look is achieved with a striking aluminium surround and stunning IPX1 rated edge-to-edge glass.



Integrated Dual OS



AV Inputs



24/7 Usage



No External PC Required



IPS Panel Technology



Landscape or Portrait Orientation



LED Backlight



Integrated Wi-Fi



Audio In/Out



10 Touch Points

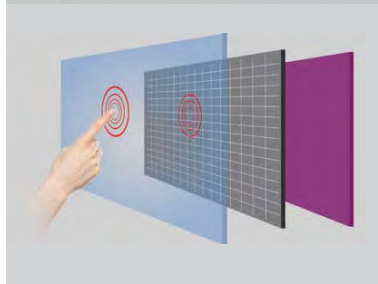


	Display Size	22 Inch	32 Inch	43 Inch	50 Inch	55 Inch	
<b>Panel</b>	Resolution	1920x1080					
	Display Area (mm)	478x269	701.4x395.8	942.5x530.5	1076x606	1211x682	
	Aspect Ratio	16:9					
	Pixel Pitch (mm)	0.253x0.253	0.368x0.368	0.495x0.495	0.576x 0.576	0.634x 0.634	
	Brightness (cd/m <sup>2</sup> )	450					
	Colour	16.7M					
	Viewing Angle	178°					
	Contrast Ratio	5000:1					
	<b>Touch</b>	Touch Technology	Projected Capacitive				
		Touch Points	10				
Glass Hardness		7H minimum					
<b>Audio</b>	Speaker Type	2W, 5Ω (x2)					
	Video Inputs (when used as monitor)	HDMI, VGA					
<b>AV Inputs/Outputs</b>	Audio Input (when used as monitor)	Audio Socket (3.5mm)					
	Audio Output (internal PC)	Audio Socket (3.5mm)					
<b>Power</b>	Power Consumption (W)	22	52	65	75	85	
	Input Voltage	AC110~240V (50Hz~60Hz)					
<b>Mechanical</b>	Unit Size (WxHxD mm)	590x383x50	814x504x69	1048.9x636.9x64.7	1186.6x716.6x65	1319.6x790.6x65	
	VESA Holes (mm)	100x100	400x200				
<b>Environmental</b>	Operating Temperature	0°C to 50°C					
	Storage Temperature	-30°C to 60°C					
	Operating Humidity	10% to 80%					
	Storage Humidity	5% to 95%					
<b>Computer</b>	CPU	Intel® Atom™ x5-Z8300 Processor					
	RAM	2GB (DDR3L-1600MHz)					
	Graphic Engine	Intel® HD Graphics (DirectX11, OpenGL4.0 and OpenCL 1.2)					
	Hard Drive/Internal Memory (eMMC)	32GB					
	USB	1 x USB 3.0, 2 x USB 2.0					
	LAN	10/100/1000 Ethernet					
	Wi-Fi	802.11b/g/n					
	OS	Android 5.1 Windows® 8 / 8.1 32/64-bit, Windows® 10 32/64-bit (licence purchased separately)					
<b>Accessories</b>	Other	No accessible buttons or controls					
	Included	Remote Control, User Manual, Power Cable, USB to USB Cable, Wi-Fi Aerial					
	Optional	Touch CMS, Special Wall Mount, Floor Stand/Trolley, Ceiling Mount, Table Stand					



### Dual OS

Experience the most versatile commercial Touch Screen on the market. With both Android and Windows operating systems installed on the integrated PC it cannot be beaten on flexibility. Seamlessly switch from your Windows desktop to the Android apps; this screen has it all in one convenient package. A Windows license will need to be purchased separately.



### PCAP Touch

State of the art Projected Capacitive interactive technology offers the most responsive and sensitive touch experience available. Designed for commercial applications, PCAP touch technology works by fixing a sensor grid between a layer of cover glass and the LCD panel, when a finger touches the glass the grid detects the coordinates of the touch point. Unlike other touch technologies PCAP is not affected by dust or debris on the screen surface, allows for up to 10 touch points and offers superior optical quality.



### Giant Tablet

These displays could be considered the largest commercial tablet on the market; but they are so much more. With a striking aluminium bezel and a sleek and sexy design, these displays always manage to catch the eye. Built with a strong tempered edge to edge glass front and a wide viewing angle, these commercial grade tablets are hard to miss and certainly stand out from the crowd.





## Infrared Touch Screens

### 10-Point Infrared Touch Technology

Using the most popular and cost effective commercial touch technology available. Durable and reliable and can be used with gloves.

### IPS Panel

With 450cd/m<sup>2</sup> the IPS panel shines brighter than any domestic television while delivering superior image quality and colour depth at 178° ultra wide viewing angle in both landscape and portrait orientations.

### Built in Wi-Fi

As well as having an Ethernet and LAN ports you can wirelessly connect to the internet thanks to the built in Wi-Fi.

### Connectivity

If you don't want to use the screen's integrated PC you can attach your own device, such as a media player or high performance PC, using the HDMI or VGA inputs or VGA inputs.

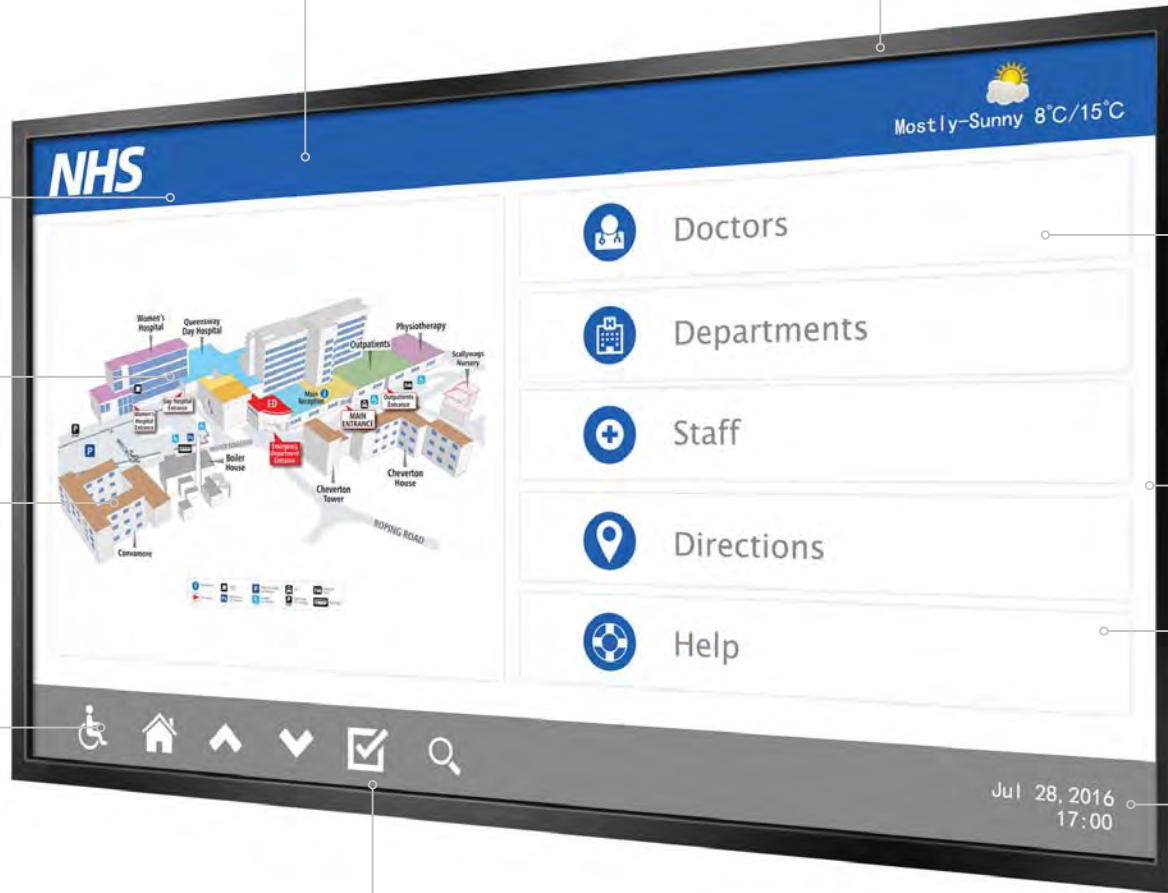
### Dual OS

The integrated PC has both Windows and Android operating systems installed. Seamlessly switch between the two for the most versatile Touch Screen solution on the market.



### Touch CMS (go to page 61 for more information)

Our ground breaking new Touch Cloud Management System that puts you in control as you create, deploy and touch your very own content on screen. Create your custom layouts with our user friendly software that requires no knowledge of coding to use. Deploy the content from your PC direct to screen in a matter of seconds. Now all that is left to do is touch as you let your content do the talking.



### LED Backlight

Improves brightness and contrast as well as improving their lifespan and reducing their power consumption. Unlike other forms of light this technology is mercury free; making it even more eco-friendly. The panel and backlight have a lifespan in excess of 50,000 hours.

### Audio

The screen has two integrated speakers but also has an audio out port for connecting headphones or external speakers.

### Portrait/Landscape Orientation

The screen can be used in either a landscape or portrait orientation depending on your requirement.

### USB Ports

Attach third party peripherals to the internal PC via the screen's two USB ports.

### Commercial Grade

Designed for use in commercial applications this screen can run 24/7. There are no external buttons or controls to avoid tampering.



Integrated Dual OS



AV Inputs



24/7 Usage



No External PC Required



IPS Panel Technology



Landscape or Portrait Orientation



LED Backlight



Integrated Wi-Fi




Audio In/Out



10 Touch Points



	Display Size	32 inch	43 inch	50 inch	55 inch
<b>Panel</b>	Resolution	1920x1080			
	Display Area (mm)	703.4x397.5	943.4x531.6	1076x606	1215x685.6
	Aspect Ratio	16:9			
	Pixel Pitch (mm)	0.369x0.369	0.4958x 0.4958	0.565x 0.565	0.6342x 0.6342
	Brightness (cd/m <sup>2</sup> )	450			
	Colour	16.7M			
	Viewing Angle	178°			
	Contrast Ratio	5000:1			
<b>Touch</b>	Touch Technology	Infrared			
	Touch Points	10			
<b>Audio</b>	Speaker Type	2W, 5Ω (x2)			
	Video	HDMI, VGA			
<b>AV Inputs</b>	Audio	Audio Socket (3.5mm)			
	Power	AC110~240V (50Hz~60Hz)			
<b>Mechanical</b>	Unit Size (WxHxD mm)	760.3x454.9x72.3	1006.2x594.2x73	1134.2x665.2x73	1273.8x744.4x73
	VESA Holes (mm)	200x200	200x400	300x400	
<b>Environmental</b>	Operating Temperature	0°C to 50°C			
	Storage Temperature	-30°C to 60°C			
	Operating Humidity	10% to 80%			
	Storage Humidity	5% to 95%			
<b>Computer</b>	CPU	Intel® Atom (Quad-core) Z3735F (2M Cache, up to 1.83 GHz)			
	RAM	2GB (DDR3L-RS 1333)			
	Graphic Engine	Intel® HD Graphics (7th Gen, supports DirectX 11 and up to 646 MHz )			
	Hard Drive/Internal Memory (eMMC)	64GB			
	USB	2 x USB 2.0			
	LAN	10/100M Ethernet			
	Wi-Fi	802.11b/g/n			
	OS	Android 4.4.4 KitKat Windows 10 IoT Enterprise (licence purchased separately)			
<b>Accessories</b>	Included	Remote Control, User Manual, Power Cable, USB to USB Cable, Wi-Fi Aerial			
	Optional	Touch CMS, Special Wall Mount, Floor Stand/Trolley, Ceiling Mount, Table Stand			



### Dual OS

Experience the most versatile commercial Touch Screen on the market. With both Android and Windows operating systems installed on the integrated PC it cannot be beaten on flexibility. Seamlessly switch from your Windows desktop to the Android apps; this screen has it all in one convenient package. A Windows license will need to be purchased separately.

### Infrared Touch

Infrared Touch Screens use the most robust and durable touch technology available. Designed for commercial use, infrared touch technology works by embedding LED lights and sensors into the bezel of a monitor above the glass. These LED's beam a signal across to the corresponding sensor on the other side forming an invisible grid. When the grid is broken by a finger, or other solid object, the sensors can detect the touch point. Infrared Touch Screens are by far the most cost effective solution on the market.

### Commercial Grade

A stunning commercial grade Touch Screen, this display has been designed to be used in commercial applications. With a lifespan in excess of over 50,000 hours the Touch Screen can be in constant use 24/7. A robust enclosure protects the high quality panel and components and with no external buttons or controls you can be assured the Touch Screen cannot be tampered with.





## Infrared Freestanding Touch Screen Posters

### 10-Point Infrared Touch Technology

Using the most popular and cost effective commercial touch technology available. Durable and reliable and can be used with gloves.

### IPS Panel

With 450cd/m<sup>2</sup> the IPS panel shines brighter than any domestic television while delivering superior image quality and colour depth at 178° ultra wide viewing angle in portrait orientation.

### Built in Wi-Fi

As well as having an Ethernet and LAN ports you can wirelessly connect to the internet thanks to the built in Wi-Fi.

### Internal Locker

If you don't want to use the screen's integrated PC, there is space to fit a small PC or media player inside the lockable compartment, where the necessary AV and USB connections can be made. AV inputs include VGA, HDMI, DVI, YPbPr, Video IN and RGB/HV.

### Free Integrated Castors

Designed with discreet retractable castors for easy manoeuvrability; once the screen is in position the wheels can be retracted.

### Dual OS

The integrated PC has both Windows and Android operating systems installed. Seamlessly switch between the two for the most versatile Touch Screen solution on the market.



### Touch CMS (go to page 61 for more information)

Our ground breaking new Touch Cloud Management System that puts you in control as you create, deploy and touch your very own content on screen. Create your custom layouts with our user friendly software that requires no knowledge of coding to use. Deploy the content from your PC direct to screen in a matter of seconds. Now all that is left to do is touch as you let your content do the talking.

### Audio

The screen has two integrated speakers but also has an audio out port for connecting headphones or external speakers.

### LED Backlight

Improves brightness and contrast as well as improving their lifespan and reducing their power consumption. Unlike other forms of light this technology is mercury free; making it even more eco-friendly. The panel and backlight have a lifespan in excess of 50,000 hours.

### Giant Tablet Styling

Designed to resemble a giant smartphone or tablet. The sleek and sexy look is achieved with striking rounded corners.

### Commercial Grade

Designed for use in commercial applications this screen can run 24/7. There are no external buttons or controls to avoid tampering.



Integrated Dual OS



AV Inputs



24/7 Usage



No External PC Required



IPS Panel Technology



Free Integrated Castors



LED Backlight



Integrated Wi-Fi



Audio In/Out



10 Touch Points




	Display Size	50 inch	55 inch
<b>Panel</b>	Resolution	1080x1920	
	Display Area (mm)	625.4x1106.4	686.4x1215.8
	Aspect Ratio	9:16	
	Pixel Pitch (mm)	0.565x 0.565	0.6342x 0.6342
	Brightness (cd/m <sup>2</sup> )	500	
	Colour	16.7M	
	Viewing Angle	178°	
	Contrast Ratio	5000:1	
<b>Touch</b>	Touch Technology	Infrared	
	Touch Points	10	
<b>Audio</b>	Speaker Type	2W, 5Ω (x2)	
	Video	HDMI, VGA	
<b>AV Inputs</b>	Audio	Audio Socket (3.5mm)	
	Input Voltage	AC110~240V (50Hz~60Hz)	
<b>Power</b>	Unit Size (WxHxD mm)	766x1850x79.5	827x1947x79.5
	Footprint (WxD mm)	779x400	840x400
<b>Mechanical</b>	Operating Temperature	0°C to 50°C	
	Storage Temperature	-30°C to 60°C	
	Operating Humidity	10% to 80%	
	Storage Humidity	5% to 95%	
<b>Environmental</b>	CPU	Intel® Atom (Quad-core) Z3735F (2M Cache, up to 1.83 GHz)	
	RAM	2GB (DDR3L-RS 1333)	
	Graphic Engine	Intel® HD Graphics (7th Gen, supports DirectX 11 and up to 646 MHz )	
	Hard Drive/Internal Memory (eMMC)	64GB	
	USB	2 x USB 2.0	
	LAN	10/100M Ethernet	
	Wi-Fi	802.11b/g/n	
	OS	Android 4.4.4 KitKat/Windows 10 IoT Enterprise (licence purchased separately)	
<b>Computer</b>	Other	No accessible buttons or controls	
	Included	Remote Control, User Manual, Power Cable, USB to USB Cable, Wi-Fi Aerial	
<b>Accessories</b>	Optional	Touch CMS	



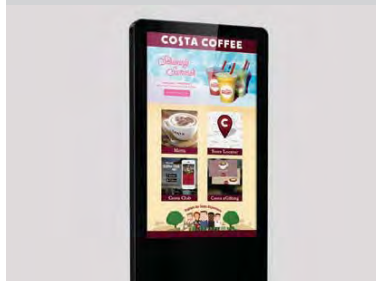
### Dual OS

Experience the most versatile commercial Touch Screen on the market. With both Android and Windows operating systems installed on the integrated PC it cannot be beaten on flexibility. Seamlessly switch from your Windows desktop to the Android apps; this screen has it all in one convenient package. A Windows license will need to be purchased separately.



### Infrared Touch

Infrared Touch Screens use the most robust and durable touch technology available. Designed for commercial use, infrared touch technology works by embedding LED lights and sensors into the bezel of a monitor above the glass. These LED's beam a signal across to the corresponding sensor on the other side forming an invisible grid. When the grid is broken by a finger, or other solid object, the sensors can detect the touch point. Infrared Touch Screens are by far the most cost effective solution on the market.



### Commercial Grade

A stunning commercial grade Touch Screen, this display has been designed to be used in commercial applications. With a lifespan in excess of over 50,000 hours the Touch Screen can be in constant use 24/7. A robust enclosure protects the high quality panel and components and with no external buttons or controls you can be assured the Touch Screen cannot be tampered with.





## Presentation Touch Display

### Narrow Bezel

Stylish and sleek enclosure with rounded corners.

### Built-in PC

Featuring an integrated PC with 2GB RAM and 64GB ROM, meaning no additional external PC is required.

### Connectivity

The rear of the screen features AV inputs that allow for more permanent connections such as AV, Audio in and out, RS-232, VGA, HDMI, YPbPr, USB.

### Easy Access Ports and Controls

Quickly and conveniently connect your own laptop to the screen using the front facing HDMI and Touch USB ports. There are also USB ports connected to the internal PC for easy access.

### Camera

The screen has an integrated 5 megapixel camera for teleconferencing and recording important meetings and lessons.

### 10-Point Infrared Touch Technology

Using the most durable and robust commercial touch technology available. Use anything such as your finger, or one of the styluses included, as your pointer.

### Dual OS

The integrated PC has both Windows and Android operating systems installed. Seamlessly switch between the two for the most versatile Touch Screen solution on the market.



### Wireless Mirroring

Connect to the Touch Screen with any smart phone, tablet, laptop or PC without the need for any wires or any additional hardware. Using the Eshare app you can mirror the Touch Screen's display onto your device, and even take control of it, from anywhere on the same Wi-Fi network. Wireless mirroring is from your device to the Touch Screen is also possible without the need for any additional hardware.

### LED Backlight

The long lasting eco-friendly LED backlight focusses on optimum brightness and contrast; causing no eye strain as you would get from projectors. The panel and backlight have a lifespan in excess of 80,000 hours.

### File Sharing

Once your device and the Touch Screen are wirelessly connected you can quickly and easily share content to and from your device. Use the Eshare app to show videos, image and audio files stored on your smartphone, tablet, laptop or PC. You can also share files from the Touch Screen to your device using various methods such as email or scanning a QR code. Files can easily flow between the Touch Screen and your devices.

### Microphone

The screen has an integrated microphone with a range of 45m<sup>2</sup> for teleconferencing and recording important meetings and lessons.

### Etched Glass

Improves tactility for smooth touch gestures. The anti-glare nano coating also diffuses external light so that images and videos are much clearer.



Camera



Anti-glare Glass



Integrated Wi-Fi



5 Year Warranty



No External PC Required



Integrated Dual OS



AV Inputs



LED Backlight




Integrated 64GB Storage



Microphone



	Display Size	65 inch	70 inch
<b>Panel</b>	Resolution	1920x1080	
	Display Area (mm)	1424x804	1541x858
	Aspect Ratio	16:9	
	Pixel Pitch (mm)	0.7495 x 0.7495	0.8071 x 0.8071
	Brightness (cd/m <sup>2</sup> )	450	
	Colour	16.7M	
	Colour Depth	10 Bit	
	Viewing Angle	178°	
	Contrast Ratio	4000:1	
	Lifespan	80,000 Hours	
<b>Touch</b>	Touch Technology	Infrared	
	Touch Points	10	
	Glass Hardness	7H minimum	
	Response Time	≤4ms	
	Touch Point Accuracy	±1.5mm	
	Touch Resolution	32768x32768	
<b>Audio</b>	Speaker Output	Front 2x15W	
	Front Inputs	Touch USBx1, HDMI x1, PC USB x3	
<b>AV Inputs/Outputs</b>	Side Inputs	AV/Audio, RS232 Port, VGA/Audio, HDMI, USB, Touch USB	
	Outputs	VGA & Headphone Jack	
	Input Voltage	AC110~240V (50Hz~60Hz)	
	Camera	5 Megapixel CMOS Sensor, Supports 1080p Video Recording	
	Microphone	Directional Microphone with Range up to 45m <sup>2</sup>	
	<b>Mechanical</b>	Unit Size (WxHxD mm)	1502x901x84
Operating Temperature		0°C to 50°C	
<b>Environmental</b>	Storage Temperature	-30°C to 60°C	
	Operating Humidity	10% to 80%	
	Storage Humidity	5% to 95%	
	CPU	Intel® Atom (Quad-core) Z3735F (2M Cache, up to 1.83 GHz)	
<b>Computer</b>	RAM	2GB (DDR3L-RS 1333)	
	Graphic Engine	Intel® HD Graphics (7th Gen, supports DirectX 11 and up to 646 MHz.)	
	Hard Drive/Internal Memory (eMMC)	64GB	
	USB	2 x USB 2.0	
	LAN	10/100M Ethernet	
	Wi-Fi	802.11b/g/n	
	OS	Android 4.4.4 KitKat/Windows 10 Pro (licence purchased separately)	
	<b>Accessories</b>	Included	Remote Control, User Manual, Power Cable, USB to USB Cable, Wi-Fi Aerial
Optional		Special Wall Mount, Floor Stand/Trolley	



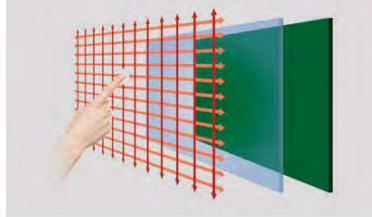
### Dual OS

With both Android and Windows operating systems installed on the integrated PC the Interactive Touch Display cannot be beaten on flexibility. Seamlessly switch your operating system with just the push of a button. With the huge number of apps available for Android and the world's most popular operating system in Windows the display is ready to take your meetings and lessons to the next level.



### Wireless Mirroring

Mirror what is on your Windows, Android or Apple device without the need for messy cables with the wireless mirroring feature this display offers. Great for presenting and sharing content during meetings. Mirroring the display from your mobile, tablet or laptop has never been easier.



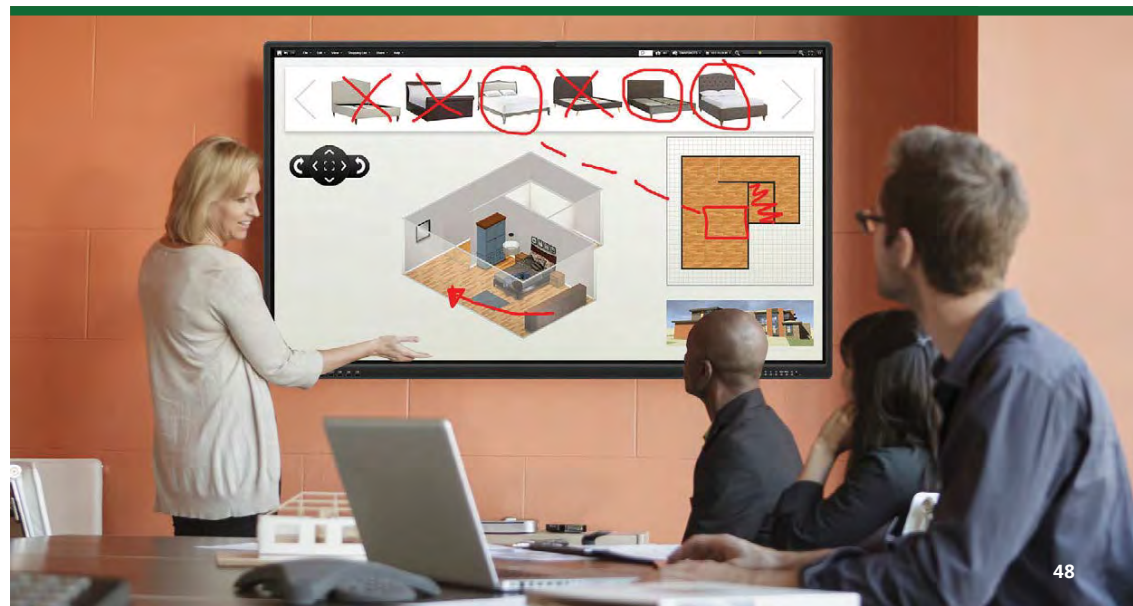
### Infrared Touch

Designed for use in commercial applications, infrared touch technology is the most robust and durable touch experience available. It works by embedding LED lights and sensors into the bezel of a monitor, these LED's form an invisible grid. When the grid is broken by a finger, the sensors can detect the touch point. Infrared is by far the most cost effective touch solution on the market.



### Integrated Camera & Microphone

Capture important meetings and lessons in real time with the front facing 5 megapixel camera that supports 1080p video recording and the directional microphone that has a range up to 45m<sup>2</sup>. The display can also capture and save what is on the display at any given time. These recordings and screenshots can then be archived and shared afterwards.





## Interactive Touch Display

### Advantages over Projectors

Touch screen solutions have a sharper image and greater contrast, which provides drastically superior readability and doesn't take its toll on your eyes. Also designed to last 16 times longer than most projector lamps and doesn't create annoying shadows.

### Optional Trolley Stand

Either install onto a classroom wall or invest in a fully portable trolley stand - allowing for improved diversity. Use in any classroom you like or even the assembly hall for playing DVDs. The trolley stand also features a shelf to hold your laptop.



### Easy Access Ports and Controls

Quickly and conveniently connect your own laptop to the screen using the front facing HDMI and Touch USB ports. There are also USB ports connected to the internal PC for easy access.

### Connectivity

The rear of the screen features AV inputs that allow for more permanent connections such as AV, Audio in and out, RS-232, VGA, HDMI, YPbPr, USB.

### 10-Point Infrared Touch Technology

Using the most durable and robust commercial touch technology available. Use anything such as your finger, or one of the styluses included, as your pointer.



### LED Backlight

The long lasting eco-friendly LED backlight focusses on optimum brightness and contrast; causing no eye strain as you would get from projectors. The panel and backlight have a lifespan in excess of 80,000 hours.

### Freeze Frame

If you are running the Interactive Touch Display from your laptop you can 'freeze' the content on screen, allowing you to use your laptop independently from the screen.

### Etched Glass

Improves tactility for smooth touch gestures. The anti-glare nano coating also diffuses external light so that images and videos are much clearer.



Infrared Touch Technology



Ten Touch Points



No Projector Required



Anti Glare Glass



Optional Trolley Stand with Shelf



Easy Access Front Ports



AV Inputs



LED Backlight



Freeze Frame Function



Optional Internal PC




	Display Size	55 inch	65 inch	70 inch	84 inch
<b>Panel</b>	Resolution	1920x1080			3840x2160
	Display Area (mm)	1209.6x680.4	1432.34x807.34	1553.4x875.6	1864.9x1051.08
	Aspect Ratio	16:9			
	Brightness (cd/m <sup>2</sup> )	500			400
	Viewing Angle	178°			
	Contrast Ratio	5000:1			
	Lifespan	More than 60,000 Hours			
<b>Touch</b>	Touch Technology	Infrared			
	Touch Points	10			
	Minimum Touch Object	≥5mm			
	Response Time	≤5ms			
	Touch Point Accuracy	±2mm			
	Touch Resolution	32768x32768			
<b>Audio</b>	Speaker Output	Front 2x15W			
	Front Inputs	USB (touch) x 1, HDMI x 1, USB (PC) x 3			
<b>AV Inputs/Outputs</b>	Side Inputs	AV/Audio x 1, S-Video/Audio x 1, VGA/Audio x 1, YPbPr/YCbCr, HDMI, Multi-Media USB x 1, Touch USB (Type B) x 1			
	Outputs	AV/Audio x 1, Coaxial Digital Audio x 1			
	Input Voltage	AC 110-240V, 50Hz/60Hz			
	Power Consumption	≤120W	≤180W	≤230W	≤400W
	Power Consumption (standby)	≤0.5W			
	<b>Mechanical</b>	Unit Size (WxHxD mm)	1274.4x758.9x97.2	1512.4x902.4x92	1634x976x92.7
VESA Holes (WxH mm)		400x400	600x400	400x500	600x400/600x800
Package Size (WxHxD mm)		1450x951x256	1735x1165x315	1834x1220x315	2300x1570x505
Net Weight (kg)		45	67	75	121
Gross Weight (kg)		55	77	85	316
<b>Environmental</b>	Operating Temperature	0°C - 45°C			
	Storage Temperature	-20°C - 60°C			
	Operating Humidity	10% - 80% RH			
	Storage Humidity	10% - 80% RH			
<b>Computer</b>	Compatible Operating System	10-Point Touch - Android, Linux, Windows 8.1/10			
<b>Accessories</b>	Included	Remote Control x 1, HDMI Cable 1.5M x 1, USB Extension Cable 1.5M x 1, Power Cord x 1, AAA Battery x 2			
	Optional	Trolley Stand with Shelf			



### Easy Access Ports

You can conveniently connect a laptop, or another external device, to the display's front ports. For more permanent connections there are a variety of AV inputs on the rear of the unit. The display also has clearly labelled buttons on the front face.



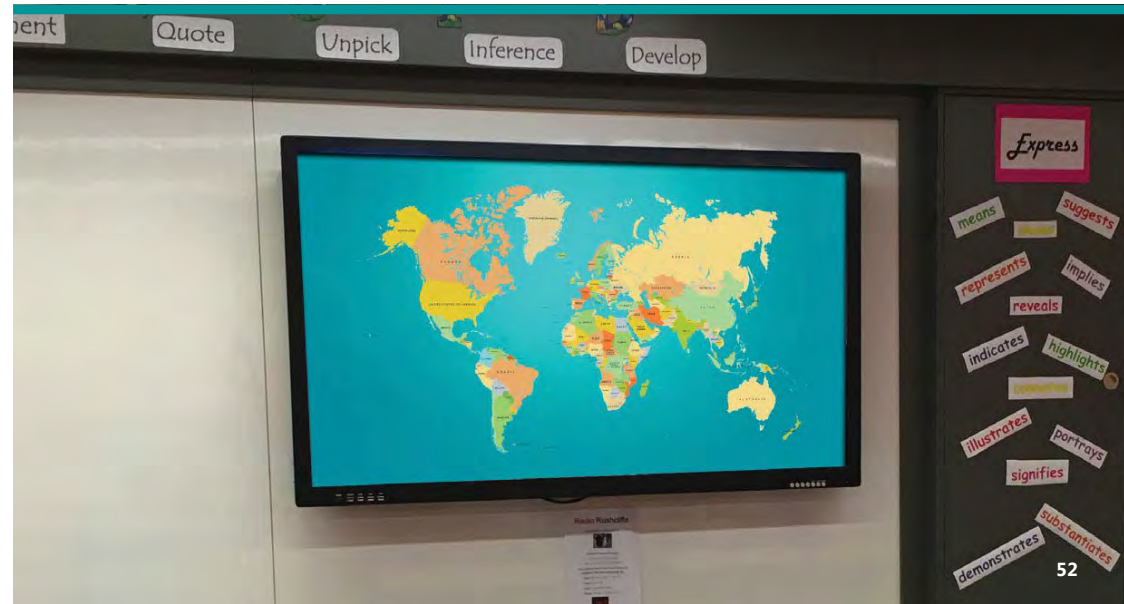
### Infrared Touch

Infrared Touch Screens use the most robust and durable touch technology available. Designed for commercial use, infrared touch technology works by embedding LED lights and sensors into the bezel of a monitor above the glass. These LED's beam a signal across to the corresponding sensor on the other side forming an invisible grid. When the grid is broken by a finger, or other solid object, the sensors can detect the touch point. Infrared Touch Screens are by far the most cost effective solution on the market.



### Replace Projectors

Now is the time to replace old fashioned projector systems with an Interactive Touch Display that has a series of advantages over the antiquated presentation technology. Built to last over 16 times longer than a projector bulb and with drastically improved contrast and sharpness the images quality does not compare. There are also no annoying shadows cast on the display that you have with projectors.





## Standalone Android Media Player



### Network Upgrade (go to page 57 for more information)

The Media Player can be upgraded to become a network Media Player that unlocks a host of new features including online updates and multiple media zones.



### Commercial Grade

Designed for use in commercial applications this media player can run 24/7. There are no external buttons or controls to avoid tampering.

### Integrated Android Media Player

The integrated Android Media Player allows for super fast updates. If required you can also run third party Digital Signage software via the Android PC board.



### Plug and Play

Plug and Play is the easiest and most simple way to upload content to the screen. Simply load images and videos onto a USB stick, insert into the Media Player. Wait for your content to copy over and then remove. Your images and videos will now play in a continuous loop.

### Environmentally Friendly Power Timer

Allows for a reduced power usage in those hours that the displays are not required. Set daily or weekly On/Off times for your displays.

		Standalone Android Media Player	
AV Outputs	Video	HDMI, VGA	
	Audio	Stereo Analog Audio Socket (3.5mm)	
Power	Power Consumption (W)	<5	
	Input Voltage	AC110~240V (50Hz~60Hz)	
Mechanical	Unit Size (WxHxD mm)	155x103.45x33.6	
	Dimension of Box (WxHxD mm)	201x134x111.4	
	Net weight (Kg)	0.35	
	Gross Weight (Kg)	0.55	
Environmental	Operating Temperature	0°C to 50°C	
	Storage Temperature	-30°C to 60°C	
	Operating Humidity	10% to 80%	
	Storage Humidity	5% to 95%	
Computer	Internal Media Player	Media Formats	Video (MPG, AVI, MP4, RM, RMVB, TS), Audio (MP3, WMA), Image (JPG, GIF, BMP, PNG)
	Media Resolution	1920x1080/1080x1920	
	Internal Memory	6GB	
	CPU	Quad-Core Cortex-A9 @1.6GHz	
	GPU	Mali-400 MP4 @600MHz	
	RAM	1GB DDR3	
	ROM	8GB NAND	
	USB	USB2.0 HOST (x2)	
	LAN	10/100M Ethernet (Only when upgraded to network)	
	Wi-Fi	802.11b/g/n (Only when upgraded to network)	
	OS	Android 4.2.2	
	Graphic Engine	OpenGL ES 1.1/2.0, OpenVG 1.1	
Special Features	Images, Videos, Audio, Scrolling Text Message, On/Off Timer, On Screen Clock, Media Rotation		
Accessories	Included	HDMI Cable, Scheduling Software, Remote Control, User Manual	



Plug and Play



24/7 Usage



Android Media Player



Free Scheduling Software



AV Inputs

## Android Cloud Network Media Player & Android Cloud Network Media Player with Live Input

### Simple Network Solution

No software installation is required once you have connected the Cloud Network Media Players to your screens. The screens in your network can all be under one roof or as part of a national or global network. Just by logging in to our cloud based CMS you can control your screens individually or as part of a network.

### Integrated Android Media Player

The integrated Android Media Player allows for super fast updates. If required you can also run third party Digital Signage software via the Android PC board.



### Commercial Grade

Designed for use in commercial applications this media player can run 24/7. There are no external buttons or controls to avoid tampering.

### Cloud Based Digital Signage Software

Transform your screen into a remotely updateable advertising display with our Network Media Player. With our online CMS you can upload content, design multimedia layouts, create your own personalised playlists and schedules as you take control of your screen.

### Broadcast Live TV

It couldn't be simpler to integrate live TV with Digital Signage with our specialised Media Player with Live Inputs. Simply connect a TV set-top box or desired input source into the media player via HDMI. Then connect the media player to a screen via HDMI and you can control everything via our CMS.



### Touch CMS (go to page 61 for more information)

Our ground breaking new Touch Cloud Management System that puts you in control as you create, deploy and touch your very own content that you can send via your Android Cloud Media Player for your Touch Monitor in a matter of seconds.

		Android Cloud Network Media Player	Android Cloud Network Media Player with Live Input
AV Outputs	Video	HDMI, VGA	
	Audio	Stereo Analog Audio Socket (3.5mm)	
AV Inputs	Video	N/A	HDMI, VGA
	Audio	N/A	Stereo Analog Audio Socket (3.5mm)
Power	Power Consumption (W)	<5	
	Input Voltage	AC110~240V (50Hz~60Hz)	
Mechanical	Unit Size (WxHxD mm)	155x103.45x33.6	189x113.36x39.6
	Dimension of Box (WxHxD mm)	201x134x111.4	
	Net weight (Kg)	0.35	
	Gross Weight (Kg)	0.55	
Environmental	Operating Temperature	0°C to 50°C	
	Storage Temperature	-30°C to 60°C	
	Operating Humidity	10% to 80%	
	Storage Humidity	5% to 95%	
Computer	Internal Media Player	Media Formats	Video (MPG, AVI, MP4, RM, RMVB, TS), Audio (MP3, WMA), Image (JPG, GIF, BMP, PNG)
		Media Resolution	1920x1080/1080x1920
		Internal Memory	6GB
		CPU	Quad-Core Cortex-A9 @1.6GHz
		GPU	Mali-400 MP4 @600MHz
		RAM	1GB DDR3
		ROM	8GB NAND
		USB	USB2.0 (x2)      USB2.0 (x3)
		LAN	10/100M Ethernet
		Wi-Fi	802.11b/g/n
		OS	Android 4.2.2
Graphic Engine	OpenGL ES 1.1/2.0, OpenVG 1.1		
Special Features	Images, Videos, Audio, Scrolling Text Message, On/Off Timer, On Screen Clock, Media Rotation		
Accessories	Included	HDMI Cable, Scheduling Software, Remote Control, User Manual	



Online CMS Updates



24/7 Usage



Android Media Player



Wi-fi/LAN Connection



Broadcast Live TV Feed





## Network CMS

Our Content Management System allows absolutely anybody to design content without having to write a single line of code. The easy to use interface puts the power in your hands to build your own content that your audience will love to engage with. Use your pre-existing images, videos and websites as you create your custom layouts. Deploy your content to anywhere in the world with just the push of a button. You can also send remote commands, designate specific user privileges, schedule your content to appear at set times and dates and even preview your content from the comfort of your PC.

### Backgrounds

Set an image or a colour to frame your media zones.

### Static Text

Allows you to input custom text values. Edit the font, colour and size of your text.

### Webpages

Allows you to display a live webpage such as a social media page or live web feed.

### Images

Multiple images playing in a continuous rolling loop.

### Videos

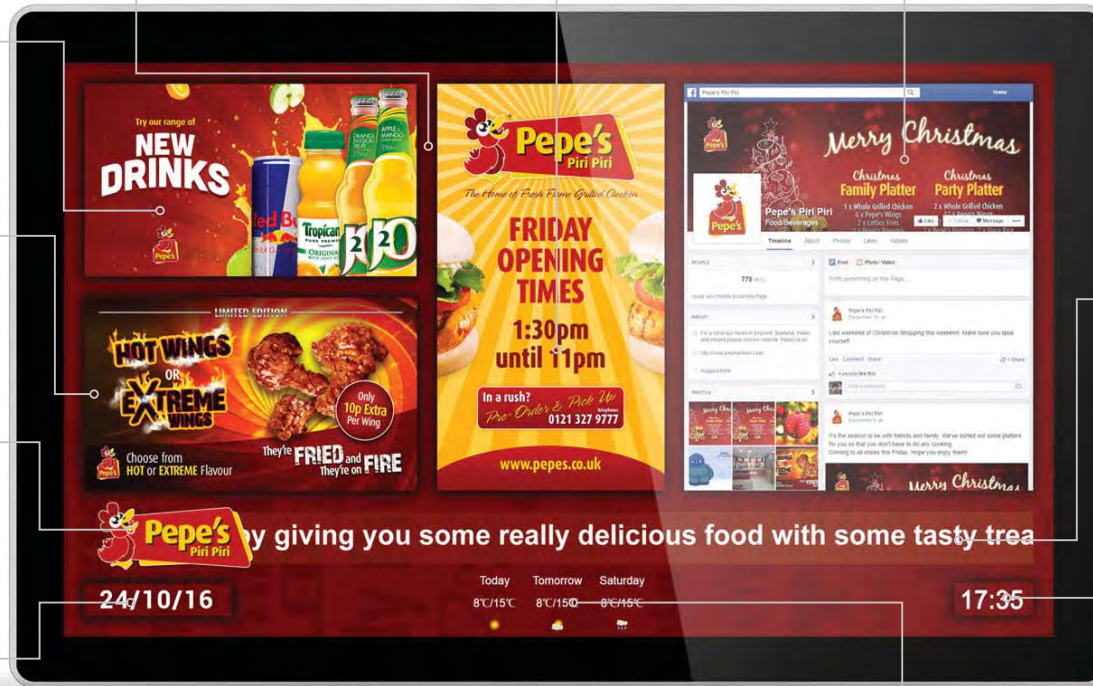
Multiple videos playing in a continuous rolling loop.

### Logo

Brand your layout with your logo which will stay on top of all other zones.

### Date

Display the date in a variety of formats, sizes and in whatever colour you want.



### Live Feed

With our Android Media Player with Live Inputs (page 55) one of your zones can now display a live feed from an external source. So for example you can connect a freeview set top box and show Live TV in one of your zones.

### Weather Widget

Display a real time weather forecast for up to the next three days.

## Compatible with the following products



Wall Mounted & Freestanding Android Advertising Displays



Wall Mounted & Freestanding Outdoor Advertising Displays



High Brightness Monitors



Large Size Professional Monitors



POS Android Advertising Displays



Cloud Network Media Player & Cloud Network Media Player with Live Input

### Office Documents & PDF's

Display PDF files alongside Microsoft Word, Excel and PowerPoint files.

### Scrolling Text

Display a ticker tape message or live RSS feed. From here you can adjust the font, size, colour, speed and direction of the text.

### Time

Display the time in a variety of formats, sizes and in whatever colour you want.

## Our Cloud Network Media Players can work with the following products



Professional Monitors



Video Walls



Create exciting content for your network of Digital Signage screens

## Entertainment

Our network solution can work on a big or small scale, in this example a casino is using the CMS with a 2x2 Video Wall. Placed in a prominent position the Video Wall is designed to help create the fun and friendly atmosphere the casino is after. A live television feed plays constantly entertaining viewers, for this requirement the casino needed a Media Player with a Live Input. The casino also uses the Video Wall to push short term promotions and special deals direct to its target audience.

### Live TV Feed

In the entertainment industry, providing customers with a distraction is often of paramount importance. A live television feed is one way to stop customers and visitors from getting bored.

### Images

A small zone to the right of the layout cycles through multiple images that promote various features of the casino, its games and food and drink offers.

### Logo

An image zone has been used for the company to prominently position their logo on the layout.

### Scrolling Text

The scrolling text zone can be updated instantly with up to date offers and news. If required it can also become an RSS feed.

### Time and Date

The layout displays the current time and date.



## Transport

A network solution in the transport sector opens up a whole world full of opportunities to dazzle commuters with engaging and unique displays. In this example a tube station has used multiple Android Advertising Displays to be positioned alongside an escalator; using the CMS the content on the two screens is synchronised. This allows you to synchronise the same content on each screen or even split a larger video up so that you get the effect of one large display, like in the image below.



### Videos

Several promotional adverts of the latest products play in a continuous loop.

### Synchronisation

Ordering any number of your screens to synchronise in unison can create a real wow moment. Synchronising involves setting your images and videos to the same length of time and having their transitions synced. You can create memorable advertising by splicing your video content so it appears to play across all the screens regardless of the gaps between the screens like in this example.

### Multiple Media Zones

### Create Custom Layouts

This feature allows you to design your own layout with different media zones for your images, videos, webpages, time, date and also allows you to add a scrolling message or RSS feed. You can even give your layout a corporate 'skin' to go around your media zones.

### Connect via

### Connectivity

Connect your Android Network Screens to the internet wirelessly via Wi-Fi or via a Local Area Connection. If an internet connection is not available a 3G router can be incorporated into the screen, meaning that we can provide an integrated network solution for any location.

### Update From Anywhere

Content can be uploaded and managed from anywhere in the world via our web portal, simply login, upload your images and videos to our secure server and send them directly to your screens.

### Schedule Playlists

Display what you like, when you like. Create playlists that will automatically display your desired content a pre-determined times and dates. Whatever your scheduling requirements, our system can support them.

### Ultimate Remote Controls

Thanks to the all-in-one nature of the screens you can remotely control functions such as adjusting your screen's brightness, rebooting or reformatting your screen, playing and stopping content, adjusting the volume and scheduling on/off times; a truly centralised solution.

### Manage Users

Create as many bespoke user accounts as you like. You may wish to limit some functions of the software to specific users, for example you may wish to allow a receptionist to upload media and have access to the screen in the reception area but nothing else - our system allows full user rights control.

### Synchronisation

You can synchronise the content across multiple screens that are connected to the same network. This is ideal for advertising networks on escalators or along lengthy corridors.

### RSS Feeds

Display your RSS feed in the form of a scrolling text message. This can be anything from up-to-date news and weather to the latest movie reviews and currency exchange rates.



## Touch CMS

Our Touch Content Management System allows anybody to design engaging interactive Touch Screen content without having to write a single line of code. Thanks to the easy-to-use interface the power is now in your hands to create and control content that your audience will love to interact with. Use your pre-existing images, videos and even your own website to design exciting touch content. Deploy your Touch Screen content to screens anywhere in the world with just the push of a button. You can also send remote commands, designate specific user privileges, schedule your content to appear at set times and dates and even preview and interactive with your content from your PC.

### Buttons

Link your different pages together and trigger a host of different actions. Use buttons to prompt videos to start, launch websites, link to different pages or playlists and even launch Android compatible applications; all this without having to write any code. You can also utilise Button Groups to create and manage multiple buttons at once.

### Videos

Set your videos to play automatically or assign a 'play' button to have them play on command. You can even assign multiple buttons to play different videos on the same page, allowing you to create a video gallery.

### Static Text

Allows you to input custom text values. Edit the font, colour and size of your text.

### Time and Date

Display the time and date in a variety of different formats and choose exactly what colour you want to use.

### Images

Insert your images into this zone and set the duration time and transition effect to display your images like a slideshow.

### Backgrounds

Set a specific colour or use your own image as your background to frame your media zones. You can also design your entire interface, including buttons, as a background image and then place empty button zones over your graphics.

### Branding

Insert your company's logo and use the company colours to completely personalise your Touch Screen Content.

### Media Galleries

Create user friendly galleries of your image and video content. Personalise your carousel with the length of each slide and the transition affect.

### Apps

If you have an Android compatible app that you would like to use you can integrate it into your Touch Screen content. It can then be launched within the playlist with the touch of a button.

### Screensavers

You can set a 'timeout' period for your content; if the screen isn't touched during this period you can assign a separate playlist to display automatically. This can include images, videos, webpages and even RSS feeds.

### Scrolling Text

Display a scrolling ticker tape message.

### Webpages

Incorporating websites and webpages into your Touch Screen content opens up a whole new world of opportunities. Any complicated functions that can't be achieved by using the standard tools of our CMS can be achieved by creating a webpage. Interact with your company website, your social media feeds, online maps, HTML 5 elements and much more.

## What it looks like on screen



## Compatible with the following products



PCAP Touch Screens



Freestanding Infrared Touch Displays



Wall Mounted Infrared Touch Screens



Outdoor PCAP Wall Mounted Touch Screens



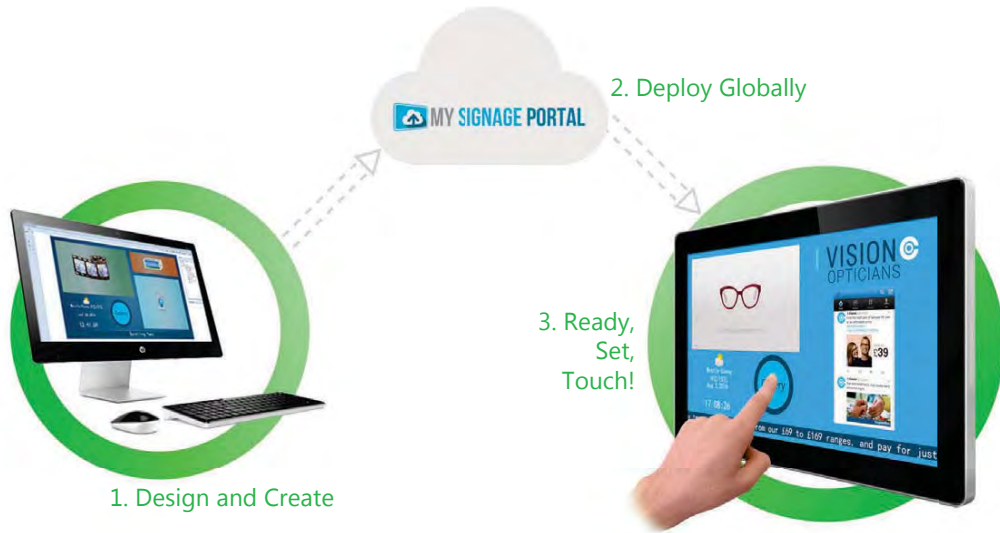
Outdoor PCAP Freestanding Touch Displays



POS Touch Display



Android Network Media Player



1. Design and Create

2. Deploy Globally

3. Ready, Set, Touch!

### Design exciting touch content for your audience to interact with

#### Hospitality

Putting the customer's needs first is one of the key components of the hospitality sector; making Touch Screens the natural fit. Touch Screens can always be accessed by your customers and always have the most accurate and up to date information available. In this example a hotel is using a PCAP Touch Screen to display some local attractions for their guests to explore, including directions on how to get there, either by foot, tube or by car.



**Weather Widget** ☁️  
The weather is displayed using both text and icons to accurately depict what the weather is like at a glance.

**Background** 🟩  
The hotel has used their company colours and logo as the background for their Touch Playlist.

**Time/Date** 🕒  
In the hotel industry displaying the time and date is essential to allow guests and staff to check in and check out on time.

**Webzone** 🌐  
This webzone is linked directly to Google Maps that shows the route from the hotel directly to each location once selected.

**Button Groups** ●●○  
With so many different buttons on the page, grouping them allows you to distinctly separate them from one another. One set of these buttons allow you to choose the location you would like to visit, the other by the type of transport you wish to take.

#### Healthcare

Hospitals and healthcare centres can be busy, fast paced environments with the need for effective and intuitive technology. This healthcare centre is using a Wall Mounted Infrared Touch Screen as an interactive information board for their patients. On the home page there is a wayfinding solution for their patients and also links to other pages where they can find out more information about the facility and the people who work there.



**Time/Date** 🕒  
In the healthcare industry displaying the time and date is a feature that allows the staff and patients to keep track of appointment times.

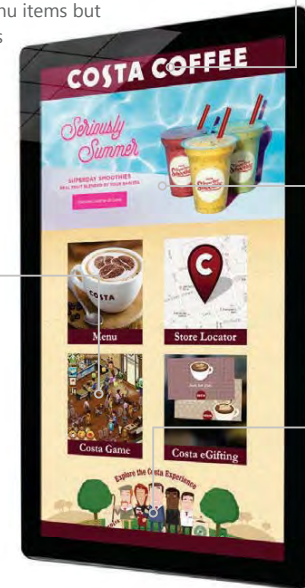
**Weather Widget** ☁️  
The weather is displayed using both text and icons to accurately depict what the weather is like at a glance.

**Image** 🗺️  
This large image zone features a handy map of the hospital site that allows patients and staff to navigate to where they want to be.

**Button Groups** ●●○  
Using a Button Group allows you to keep buttons of the same set in formation. Each button in the group uses a separate image and links to the corresponding page, acting as a navigation panel for your Touch Playlist.

#### Food and Drink

Make your menu interactive and let your customers explore your selection. In this example a coffee store brand is using a PCAP Touch Screen as an interactive menu board. This is a great way to connect with customers not only to display menu items but also to alert them to targeted products and promotions.



**Background** 🟩  
The pre-designed background image allows the company to maximise their branding into the design of their pages.

**Image Gallery** 🖼️🖼️  
This image gallery is designed to cycle through multiple images that each display specific products and offers that the brand wants to promote.

**Android Application** 📱  
Touching this button launches a pre-existing Android gaming app so you can play it within the Touch Playlist. This is to keep customers entertained while they wait for their order.

**Button Zone** ●  
Set transparent button areas so that if a user were to touch this section it would allow them to browse through the company website.



# FASTSIGNS®

More than fast. More than signs.®

34 York Road Leeds LS9 8SY

P: 0113 248 3500 | M: 07990 557169

[www.fastsigns.com/857](http://www.fastsigns.com/857)



**WESTSIDE SHOPPING CENTRE**  
LEVEL 1

**ASDA**

ASDA	TOPMAN	CLINTONS
DEBENHAMS	TOPSHOP	EVANS
H&M	ANN SUMMERS	GAME
NEW LOOK	BASE	HMV
NEXT	BUILD A BEAR	PANDORA
PRIMARK	CANVAS CITY PRINTS	POUNDLAND
RIVER ISLAND	CARD FACTORY	SUPERDRUG
SUPERDRY	CLAIRES	THE BODY SHOP

**DRESSES**  
UP TO  
**£100 OFF**

**#DRESSSALE**